



Kentucky High School Athletic Association

2280 Executive Drive ° Lexington, KY 40505 ° www.khsaa.org ° (859)299-5472 (859)293-5999 (fax)

To: Superintendent, Principal, and Athletic Director

From: Brigid L. DeVries, Commissioner
Larry Boucher, Assistant Commissioner *LB*


Date: June 20, 2003

Subject: 2002-2003 Annual Report Forms Submission

School: DuPont Manual High School

Enclosed please find a copy of Form T-65, The 2002-2003 Annual Report Forms Checklist. In addition, you may find an attachment with corrected copies of the forms submitted by your school personnel. Please review this information so the forms can be completed accurately in the future. Also, KHSAA Audit Staff may have requested a re-submission of some of the 2002-2003 Annual Report Forms or need additional information on your athletic programs. Please submit this information by the date requested if this is applicable. Copies and all KHSAA Title IX documents must be kept current and included in your permanent Title IX File at the school. All documents are subject to Open Records Requests.

Should you need any further information, please do not hesitate to call anytime.



MEMORANDUM

TO: KHSAA Member School Superintendents, Principals, and Athletic Directors

FROM: Brigid L. DeVries, Commissioner
Larry Boucher, Executive Assistant Commissioner *LB*

DATE: May 12, 2003

RE: 2003 Title IX Forms Submission

School	DuPont Manual High School	Reviewed by	Phyllis Catlett
--------	---------------------------	-------------	-----------------


The following is a status report regarding the required 2002 - 2003 Title IX submission of forms due in to the KHSAA office by April 15, 2003. Appropriate audit personnel have reviewed these forms and the following is a summary of this review.

I. Checklist of Forms properly submitted in a satisfactory manner:

✓	GE 19 (Annual Verification)	✓	T-35 (Budget Expenses)
✓	T-1 (Summary Program Chart 1)	✓	T-36 (Budget Expenses)
✓	T-2 (Summary Program Chart 2)	✓	T-41 (Checklist - Overall Interscholastic Program)
✓	T-3 (Summary Program Chart 3)	✓	T-60 (Corrective Action Plan)
✓	T-4 (Summary Program Chart 4)	✓	T-63 (Interscholastic Survey Results)

II. Status

A.	✓	2002 - 2003 Forms are satisfactory and no further information or action is necessary at this time.
B.		Errors have been noted with respect to the following forms and corrected copies are being returned to you for placement in your Title IX file to ensure proper submission in the future.
C.		The following forms were omitted and must be submitted by school representatives.
D.	✓	Other Recommendation and Comments: <ul style="list-style-type: none"> • Thank you for the status reports and the approval by JCPS for the addition of locker room and restroom facilities for girls' field hockey. It has been noted that the construction of your press box/concession stand is currently under construction at the softball facility. Thanks for all of your hard work, have a nice summer.



MEMORANDUM

To: KHSAA Member School Superintendents, Principals, and Athletic Directors
 From: Brigid L. DeVries, Commissioner
 Larry Boucher, Assistant Commissioner

Date: May 12, 2003

Re: 2003 Title IX Forms Submission

School: DOBONT MANUAL HIGH Reviewed by: PHYLLIS CATLATT

The following is a status report regarding the required 2002-2003 Title IX submission of forms which were due in to the KHSAA office by April 15, 2003. Appropriate audit personnel have reviewed these forms and the following is a summary of this review.

I. Checklist of Forms properly submitted in a satisfactory manner:

<input checked="" type="checkbox"/>	GE 19 (Annual Verification)	<input checked="" type="checkbox"/>	T-35 (Budget Expenses)
<input checked="" type="checkbox"/>	T-1 (Summary Program Chart 1)	<input checked="" type="checkbox"/>	T-36 (Budget Expenses)
<input checked="" type="checkbox"/>	T-2 (Summary Program Chart 2)	<input checked="" type="checkbox"/>	T-41 (Checklist - Overall Interscholastic Program)
<input checked="" type="checkbox"/>	T-3 (Summary Program Chart 3)	<input checked="" type="checkbox"/>	T-60 (Corrective Action Plan)
<input checked="" type="checkbox"/>	T-4 (Summary Program Chart 4)	<input checked="" type="checkbox"/>	T-63 (Interscholastic Survey Results)

II. Status

A.	<input checked="" type="checkbox"/>	2002-2003 Forms are satisfactory and no further information or action is necessary at this time.
B.		Errors have been noted with respect to the following forms and corrected copies are being returned to you for placement in your Title IX file to ensure proper submission in the future.
C.		The following forms were omitted and must be submitted by school representatives.
D.		Other Recommendation and Comments: Thank you for the status report and the approval. ^{by} Thanks for the addition of locker room and restroom facilities of girls field hockey. It has been noted that the construction of a (girls only) concession stand is currently under construction at the softball facility. Thanks for all your hardwork, have a nice summer.



APR 10 2003

**2002-2003 KENTUCKY HIGH SCHOOL ATHLETIC ASSOCIATION
ANNUAL VERIFICATION OF TITLE IX PROCEDURES**
(To be submitted by April 15, 2003 along with other required forms)

The duPont Manual High School, Louisville, Kentucky
(Name of High School) (City)

certifies to the Kentucky High School Athletic Association that the following is an accurate and true representation of the facts surrounding compliance with 20 U.S.C. Sections 1681-1688, et. Seq. (also known as Title IX)

I certify the following provisions in accordance with records at the school contained in the permanent Title IX file, and to the best of my knowledge have completed the following tasks. (All boxes must be checked)

- Established a gender equity committee at the high school. (list committee personnel and provide attachment if necessary)

Name	Address	Phone	Title
Larry Wooldridge	120 W Lee St	485-8489	Manual Athletic Director
Tim Healy	120 W Lee St.	485-8241	Manual Assistant Principal
Merritt Robinson	3403 Charlene Pky.	266-5360	Coach
Otis Balston	4411 Shasta Tr.	969-5133	Coach
Cathy Blackburn	900 S. Floyd St. Lov. KY 40203	485-6206	Parent
Lindsay Usher	802 Brookhill Rd. Lov. 40223	253-9609	Athlete
Ronnie George	5424 Galaxie Dr. Lov. 40258	447-2160	Athlete

- Scheduled a minimum of three meetings during the 2002-2003 school year on the following dates:

Jan 2003

Feb 2003

March 2003

- Designated the following person(s) as the Title IX coordinator for the school/district:

<u>Tim Healy</u>	<u>Asst. Principal</u>	<u>120 W. Lee</u>	<u>(502) 485-8241</u>
Name	Title	Address	Phone

- School personnel are continuing to make periodic reviews of the boys and girls athletics program reflected in the Corrective Action Plan.

- In addition to the above information, the above referenced school maintains a complete permanent file relative to Title IX records including copies of the self-assessment audit, all corrective action plans, and other related materials.

Beverly Deppa
Principal's Signature

3-24 2003
Date

Stephen Dambros
Superintendent Signature

Paul Ann Haddad
School Board Chairpersons' Signature

(Send original copy to KHSAA - Maintain duplicate in Title IX school folder)

2002-2003
ACCOMMODATION OF INTERESTS AND ABILITIES
SUMMARY PROGRAM CHART 1

KHSAA
 Form T1
 Rev. 9/02

Participation Opportunities Test One

		(Column 1)	(Column 2)	(Column 3)	(Column 4)
	Program	Enrollment	Percentage of Total Enrollment	Number of Interscholastic Participants (double and triple count)	Percentage of Total Participation
Row 1	GIRLS	931	52	353	41
Row 2	BOYS	859	48	502	59
Row 3	Totals	1790	100%	855	100%

Instructions:

*Number of 8th grade students & below used in Column 4 calculations if applicable: -0-

- 1) Determine the total number of girls enrolled, (place in Row 1, Column 1). Determine the total number of boys enrolled, (place in Row 2, Column 1).
- 2) Add the total number of girls and boys enrolled to determine total enrollment, (place in Row 3, Column 1).
- 3) Calculate the percentage of total enrollment that is female. (Divide Row 1, Column 1 by row 3, Column 1 and place in Row 1, Column 2.) Calculate the percentage of total enrollment that is male. (Divide Row 2, Column 1 by Row 3, Column 1 and place in Row 2, Column 2.) Note: Row 1, Column 2 plus Row 2, Column 2 should total 100%.
- 4) Ask the head coaches to review the most updated eligibility or squad lists for their teams. Ask coaches to confirm the names of those individuals who are on the team as of the first **date of competition**, and cross out the names of those who were cut from the team or quit the team prior to the first competitive event. Determine the total number of interscholastic athletics participants that are girls, (and place in Row 1, Column 3). In order to determine the total number of athletics participants, an individual should be counted each time he or she participates on a team. For example, if Jane Doe competes on the varsity volleyball team, the junior varsity volleyball team, the junior varsity basketball team, and the varsity softball team, she should be counted as four participants (**do not include club or intramural sports participants, cheerleaders, dance teams, or pom squads**). Calculate the same way for boys and girls. * In addition, should 8th grade students and below play on a Freshman, Junior Varsity, or Varsity team, they should also be counted for each team and sport on which they participate. If applicable, please asterisk the above notation as to how many 8th grade students & below are included in the totals. Using the same procedure, determine the total number of interscholastic athletic participants that are boys, (and place in Row 2, Column 3). Add Row 1, Column 3 plus Row 2, Column 3 to get total participants and place in Row 3, Column 3.
- 5) Calculate the percentage of female participation. (Row 1, Column 3 divided by Row 3, Column 3 and place in Row 1, Column 4.) Calculate the percentage of male participation. (Row 2, Column 3 divided by Row 3, Column 3 and place in Row 2, Column 4.) Note: Row 1, Column 4 plus Row 2, Column 4 should total 100%.

Note: While being within three percent is not a formal compliance standard; if the percent listed in Row 1, Column 4 is within 3% of Row 1, Column 2, then it provides a good target within which compliance is likely.

Principal's Signature: *Sueley Lopez* Date: 4/4/03

2002-2003
ACCOMMODATION OF INTERESTS AND ABILITIES
SUMMARY PROGRAM CHART 2

KHSAA
 Form T2
 Rev. 9/02

Participation Opportunities Test Two

			Column 1	Column 2	Column 3	Column 4	Column 5
Program			Number of Teams Currently Offered	Number of Participants	Number of Teams Added in Last Five Years	Number of Participants Added in Last Five Years	Percent of Total Participation By Sex Added in Last 5 Years
GIRLS	Row 1	varsity:	10	215	-0-	-0-	
	Row 2	j.v.:	6	92	1	13	
	Row 3	frosh:	3	46	2	29	
	Row 4	total:	19	353	3	42	12
BOYS	Row 5	varsity:	10	324	1	32	
	Row 6	j.v.:	4	95	-0-	-0-	
	Row 7	frosh:	4	83	1	16	
	Row 8	total:	18	502	2	48	9

- 1) For Column 1, list the number of interscholastic teams offered for girls and boys at each competitive level (varsity, junior varsity, and freshman). For girls, total each of the entries in Rows 1, 2, and 3 into Row 4. For boys, total Rows 5, 6, and 7 into Row 8.
- 2) For Column 2, list the number of participants at each level. For girls, total each of the entries in Rows 1, 2, and 3 into Row 4. For boys, total Rows 5, 6, and 7 into Row 8. **Note:** The totals in Row 4 for girls and in Row 8 for boys must be the same as the totals in Form T-1, Column 3, Rows 1 and 2 respectively.
- 3) For Column 3, list the number of interscholastic teams that have been added in the last five years at each competitive level. Count each team added during the 5 year period only one time. e.g. Girl's junior varsity soccer was added 3 years ago, count the team only once, not 3 times. For girls, total the entries in Rows 1, 2, and 3 into Row 4. For boys, total Rows 5, 6, and 7 into Row 8.
- 4) For Column 4, list the number of participants that are currently on each level of the teams that were added in the last five years. If a team was added previously but no longer exists, there are no current participants to be added for that team. For girls, total the entries in Rows 1, 2, and 3 into Row 4. For boys, total Rows 5, 6, and 7 into Row 8.
- 5) For Column 5, calculate the percentage of participants that have been added in the last five years. For girls, take the number in Column 4, Row 4 and divide by the number in Column 2, Row 4. For boys, take the number in Column 4, Row 8 and divide it by the number in Column 2, Row 8.

Note: If the percentage of current participants added in the last five years is 25% or greater, compliance with test two may be possible. If less than 25%, then compliance with test three should be analyzed. **CAUTION:** 25% is not a formal compliance standard.

Principal's Signature: *Suevely Dejeus* Date: 4/4/03

2002-2003
ACCOMMODATION OF INTERESTS AND ABILITIES
SUMMARY PROGRAM CHART 3

Participation Opportunities Test Three

For any question answered "YES" identify the respective sport(s).

	GIRLS (Yes / No)		BOYS (Yes / No)
1. For a sport not currently played at the interscholastic level (varsity, junior varsity, or freshman) in your school, is there an intramural team offered for that sport?	NO		NO
2. For a sport <u>not</u> currently offered in your interscholastic athletics program, is there sufficient interest to form a viable interscholastic team based on participation on an intramural team or community recreation teams?	NO		NO
3. For a sport <u>not</u> currently offered, is there sufficient interest to form a viable interscholastic team based on student responses from the interscholastic survey?	NO		NO
4. For a sport currently offered at the varsity level only, is there sufficient interest to form a viable team for a junior varsity, or freshman team that is not currently offered?	NO		NO
5. For a sport currently offered at the junior varsity or freshman level is there sufficient interest to form a varsity team not currently offered?	NO		NO
6. If you answered YES to question (1), (2), (3), (4), or (5), are there enough high schools in your geographic area offering the sport (at the appropriate level) to allow for the development of a reasonable schedule of competition?	N/A		N/A

Principal's Signature: _____

Beverly King

Date: _____

4/4/03

2002-2003
ACCOMODATION OF INTERESTS AND ABILITIES+
SUMMARY PROGRAM CHART 4

Levels of Competition Test One

		Column 1	Column 2	Column 3
Girls	Team Levels	Number of Teams Currently Offered	Number of Participants	Percentage of Participants at Each Level
Row 1	varsity:	10	215	61
Row 2	j.v.:	6	92	26
Row 3	frosh:	3	46	13
Row 4	total:	19	353	100%
Boys				
Row 5	varsity:	10	324	64
Row 6	j.v.:	4	95	19
Row 7	frosh:	4	83	17
Row 8	total:	18	502	100%

- 1) Column 1, list the number of interscholastic teams offered for girls and boys at each competitive level; varsity, junior varsity, and freshman. (Refer to Form T-2, Accommodation of Interests and Abilities, Summary Program Chart 2, Column 1.)
- 2) For Column 2, list the number of participants at each level. For girls, total the entries in Rows 1, 2, and 3 into Row 4. For boys, total the entries in Rows 5, 6, and 7 into Row 8. (Refer to Form T-2, Accommodation of Interests and Abilities, Summary Program Chart 2, Column 2.)
- 3) For Column 3, calculate the percentage of female and male participants at each level.
 - For girls' varsity, junior varsity, and frosh, respectively:
 - Divide Column 1, Row 1 by Column 2, Row 4, and place the percentage in Column 3, Row 1.
 - Divide Column 1, Row 2 by Column 2, Row 4, and place the percentage in Column 3, Row 2.
 - Divide Column 1, Row 3 by Column 2, Row 4, and place the percentage in Column 3, Row 3.
 -
 - For boys' varsity, junior varsity, and frosh, respectively:
 - Divide Column 1, Row 5 by Column 2, Row 8, and place the percentage in Column 3, Row 5.
 - Divide Column 1, Row 6 by Column 2, Row 8, and place the percentage in Column 3, Row 6.
 - Divide Column 1, Row 7 by Column 2, Row 8, and place the percentage in Column 3, Row 7.

Principal's Signature: *Dorely Kasper* Date: 4/4/03

**2002-2003
BUDGETED AND ACTUAL EXPENDITURES - PROGRAM COMPARISON CHART
TO INCLUDE BOOSTER CLUB FUNDING**

	equipment and supplies		travel		awards		coaches' salaries (to include supplemental and extended employment)		facilities improvements		publications (if sport-specific)	
	B	E	B	E	B	E	B _{See}	E _{Attached}	B	E	B	E
G basketball	3000	3699			100	210			-0-	-0-	1000	1000
B basketball	1000	1027			100	215			-0-	-0-	1000	1000
G softball	900	884			100	210			-0-	-0-	-0-	-0-
B baseball	3000	3294			100	200			-0-	-0-	-0-	-0-
G cross country	700	731			50	52			-0-	-0-	-0-	-0-
B cross country	700	731			50	52			-0-	-0-	-0-	-0-
G golf	400	393			50	-0-			-0-	-0-	-0-	-0-
B golf	400	393			50	-0-			-0-	-0-	-0-	-0-
G soccer	2000	3127			100	150			3000	3000	-0-	-0-
B soccer	200	178			100	200			3000	3000	-0-	-0-
G swimming	500	699			50	43			-0-	-0-	-0-	-0-
B swimming	500	699			50	43			-0-	-0-	-0-	-0-


1. Budget and expenditures on this 2002-2003 year report due by April 15, 2003, should reflect the total monies budgeted and spent for the entire year of 2001-2002 ending June 30, 2002.
2. "B" is for budgeted dollar amounts and "E" is for actual dollar expenditures.
3. Booster Club Funding/Contributions must be included in the expenditures total.

Principal's Signature: *Doreen Deegan* Date: 4/4/03

**2002-2003
BUDGETED AND ACTUAL EXPENDITURES - PROGRAM COMPARISON CHART 2
TO INCLUDE BOOSTER CLUB FUNDING**

Teams	equipment and supplies		travel		awards		coaches' salaries (to include supplemental and extended employment)		facilities improvements		publications (if sport-specific)	
	B	E	B	E	B	E	B	E	B	E	B	E
G track	200	188	See Attached		50	58	See attached		-0-	-0-	-0-	-0-
B track	200	188			50	58			-0-	-0-	-0-	-0-
G tennis	1000	1068			50	-0-			-0-	-0-	-0-	-0-
B tennis	700	660			50	39			-0-	-0-	-0-	-0-
G volleyball	2500	2663			50	54			-0-	-0-	-0-	-0-
B wrestling	500	475			50	46			-0-	-0-	-0-	-0-
G (list sport) <i>Field Hockey</i>	2000	2029			100	92			-0-	14000	-0-	-0-
B (football)	15000	12417			200	245			2000	3300	2000	2000
G (list sport)												
B (list sport)												

- Budget and expenditures on this 2002-2003 year report due by April 15, 2003, should reflect the total monies budgeted and spent for the entire year of 2001-2002 ending June 30, 2002.
- "B" is for budgeted dollar amounts and "E" is for actual dollar expenditures.
- Booster Club Funding/Contributions must be included in the expenditures total.

Principal's Signature:  Date: 4/4/03

DATE: 4/2/03
FROM: Larry A. Wooldridge, AD
RE: Budgeted and Actual Expenditures

TRAVEL: All requested in county athletic travel is paid by the athletic department. 2001-02 travel expenses totaled \$19193.50. All out of county travel is provided by individual parents transporting their own children.

COACHES SALARIES:

ALL Salaries are determined and paid by JCPS. See attached salary schedule. "School Paid" coaches' salaries are paid by Booster Clubs to Manual High School, deposited, and a school check is sent to the Treasurer of JCPS who then processes the coaches' salary checks.

FACILITIES IMPROVEMENT:

Manual Stadium with the lighted Stadium Field is used by the football, boys soccer, and girls soccer teams.

EXTRA SERVICE PAY SCHEDULE 2001-02

ATHLETIC AND RELATED ACTIVITIES IN SENIOR HIGH SCHOOLS

TITLE		STEP 0	STEP 1	STEP 2	STEP 3	STEP 4
Athletic Director		3665	4238	4810	5383	5956
Head Football		3054	3532	4009	4486	4963
Head Basketball (1)		3054	3532	4009	4486	4963
Asst. Football		1832	2119	2405	2692	2978
JV Basketball (1)		1832	2119	2405	2692	2978
Track (1)		1832	2119	2405	2692	2978
Baseball		1832	2119	2405	2692	2978
Softball		1832	2119	2405	2692	2978
Wrestling		1832	2119	2405	2692	2978
Volleyball		1832	2119	2405	2692	2978
Cheerleaders		1832	2119	2405	2692	2978
JROTC Rifle Team		1832	2119	2405	2692	2978
Sch Tech Coordinator		1832	2119	2405	2692	2978
Drill Corps		1527	1769	2004	2243	2481
Cross Country (1)		1527	1769	2004	2243	2481
Field Hockey		1527	1769	2004	2243	2481
Soccer (1)		1527	1769	2004	2243	2481
Tennis (1)		1527	1769	2004	2243	2481
JV Volleyball		1222	1413	1603	1794	1985
Golf (1)		1222	1413	1603	1794	1985
Swimming		1222	1413	1603	1794	1985
Chess Sponsor		1222	1413	1603	1794	1985
ROTC Drill Team		1222	1413	1603	1794	1985
Asst. Wrestling (2)	26	1222	1413	1603	1794	1985
Asst. Field Hockey (2)	JV SCH	1222	1413	1603	1794	1985
Asst. Track (1)(2)	32	916	1059	1202	1346	1489
Asst. Soccer (1)(2)	JV SCH	916	1059	1202	1346	1489
Freshman Basketball (1)		916	1059	1202	1346	1489
Freshman Football		916	1059	1202	1346	1489

ASSISTANT ATHLETIC DIRECTOR'S (GAME MANAGERS)

TITLE		STEP 0	STEP 1	STEP 2	STEP 3	STEP 4
Assistant Athletic Director		1700	2000	2300	2600	3000

Schools will be required to pay the listed Board approved scale. However, step progression **is not** mandatory.

SCHOOL FUNDED SPORT/SUPPORT POSITIONS

TITLE		STEP 0	STEP 1	STEP 2	STEP 3	STEP 4
SCHOOL FUNDED SPORT/SUPPORT		200	500	800	1100	1400

Schools will be required to pay the listed Board approved scale. However, step progression **is not** mandatory.

2002-2003 KHSAA TITLE IX ATHLETICS AUDIT

KHSAA
Form T41
Rev. 9/02

Checklist - Overall Interscholastic Athletics Program

Areas of Compliance	ADVANTAGE TO (Respond based on Internal Evaluation by checking the appropriate column.)		
	GIRLS' PROGRAM	BOYS' PROGRAM	NEITHER PROGRAM
OPPORTUNITIES			
Accommodation of Interest and Abilities			✓
BENEFITS			
Equipment and Supplies			✓
Scheduling of Games and Practice Time			✓
Travel and Per Diem Allowances			✓
Coaching			✓
Locker Rooms, Practice and Competitive Facilities		Locker Rooms ✓	
Medical and Training Facilities and Services			✓
Publicity			✓
Support Services			✓
Athletic Scholarships	N/A	N/A	N/A
Tutoring			✓
Housing and Dining Facilities and Services	N/A	N/A	N/A
Recruitment of Student Athletes			✓

Principal's Signature: Beverly Keegan Date: 4/4/03

**2002-2003
TITLE IX**

CORRECTIVE ACTION PLAN

School Name: Manassas
 School Year: 2002-03
 Principal's Signature: _____
 Date: _____

To complete this form, indicate the intended area which needs corrective action, the suggested change and time table for implementation. You may copy this form as needed. Please attach corrective action plans along with audit forms and submit by April 15, 2003.

ITEM FOR CORRECTION	SUGGESTED CHANGE	TIME TABLE FOR CORRECTIVE ACTION
Lack of locker room/restroom facilities for Field Hockey.	JEPS + Booster club will remodel Existing Space @ Progers Hall adjacent to Field Hockey field.	School year 2003-04
Lack of water to Softball field	JEPS will run water line to field.	School year 2003-04
Lack of pressbox/concession area/storage for Softball field	Booster club will build and finance entire project as baseball did for construction of Baseball pressbox.	Project currently under construction. Will be completed June 2003

▪ An explanation (status report) is needed for all areas identified previously as items for correction as well as all areas currently identified as items for correction. This form shall be typed.

Principal's Signature: Brenda Seeger Date: 4/4/03

DATE: 4/2/03
FROM: Larry A. Wooldridge, AD
RE: Status Report on 2001-02 Corrective Action Report

1. A water line to the softball field is still in the planning stages.
2. Locker room/ restroom facility is currently in the planning stages. Blueprints, and approval by JCPS for project have been completed. Work to begin during the 2003-04 school year with the entire project being funded by the booster club.
3. Irrigation system for Field Hockey field completed June 2002.

2002-2003 INTERSCHOLASTIC ATHLETICS SURVEY

Summary of Student Responses

School Name: Manual
School Enrollment: 1790
Date: 4/3/03
Completed By: 4/3/03

Instructions:

1. Summarize the Student Athletics Interest Surveys Form T-61 by listing the total number of responses on the line next to each sport.
2. Under the Other Category please provide a listing of the sports as well as the number of students who are interested in participating.
3. Please sign and date the Summary Form (T-63) and mail the Summary Form only to the KHSAA by April 15, 2003. Do not mail the student surveys (Form T-61). However, these Forms should be maintained in your files in the event they are requested subsequently.

1364 Number of Surveys
988 Total Returned 72% *ok*
9-11 Grades Surveyed

How Was The Survey Administered? English Classes
(e.g. was it given in all English classes, or all home rooms, or advisee/advisor?)

Fall Sports (List Total Number of Participation Responses)

54 Cross Country (Girls)
41 Cross Country (Boys)
64 Field Hockey (Girls)
127 Football (Boys)
28 Golf (Girls)
25 Golf (Boys)
64 Soccer (Girls)
70 Soccer (Boys)
85 Volleyball (Girls)
13 Volleyball (Boys)

Winter Sport (List Total Number of Participation Responses)

85 Basketball (Girls)
79 Basketball (Boys)
85 Gymnastics (Girls)
46 Indoor Track (Girls)
46 Indoor Track (Boys)
75 Swimming & Diving (Girls)
30 Swimming & Diving (Boys)
41 Wrestling (Boys)

Spring Sport (List Total Number of Participation Responses)

<u>67</u>	Baseball (Boys)
<u>56</u>	Fast Pitch Softball (Girls)
<u>55</u>	Slow Pitch Softball (Girls)
<u>104</u>	Tennis (Girls)
<u>43</u>	Tennis (Boys)
<u>95</u>	Track (Girls)
<u>56</u>	Track (Boys)

Other Sports (From Student Survey T-61 Question 10)

Name of Sport	Number of Students Interested In Participating
<u>Boxing</u>	<u>2</u>
<u>Cricket</u>	<u>3</u>
<u>Fencing</u>	<u>3</u>
<u>La Cross</u>	<u>3</u>
_____	_____
_____	_____
_____	_____

Number of Students who participate in Intramural Sports.
(From Student Survey T-61 Question 5)

<u>Sport</u>	<u>Number</u>
<u>N/A</u>	<u>N/A</u>
_____	_____
_____	_____

List Intramural Sports students are interested in adding:
(From Student Survey T-61 Question 6)

<u>Sport</u>	<u>Number</u>
<u>Bowling</u>	<u>3</u>
<u>Frisbee</u>	<u>5</u>
<u>Gymnastics</u>	<u>3</u>
_____	_____
_____	_____

Participation in Non-School Sports Activities
(From Student Survey T-61 Question 7)

<u>Sport</u>	<u>Number</u>
Gymnastics	37
Fencing	17
Rock Climbing	26
La Cross	11

Reasons for not participating in interscholastic athletics.
(From Survey Question 8)

<u>Response</u>	<u>Number</u>
123 I prefer other activities such as band, chorus, etc.	
242 I don't have time	
93 The practice schedules and game times are inconvenient	
78 The sport I like isn't offered	
55 It's too expensive	
40 I prefer to participate in club or intramural sports	
128 Working	
118 Other	
Mostly too much homework	

Student Suggestions to encourage participation

- More advertisement
- Make YPAS rehearsals more flexible (Youth Performing Arts School)
-
-
-
-
-

Beverly Kuper 4/4/03
Principal's Signature Date